

SunFlex® Grow Tubes with Stem Guides™ Installation Instructions

FIGURE 1

Prepare the seedling for “tubing”

Remove lateral (side) branches more than 2 inches long, but **DO NOT** prune terminal leader at top leading stem.

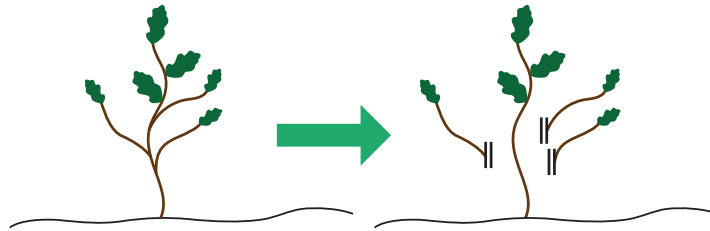


FIGURE 2
Install Trunk Builder® Stake

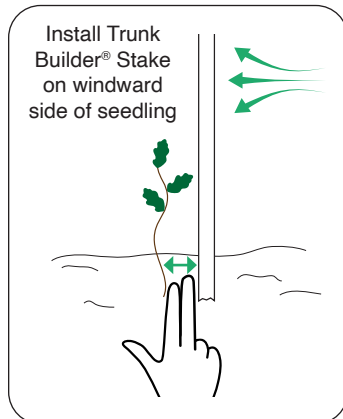

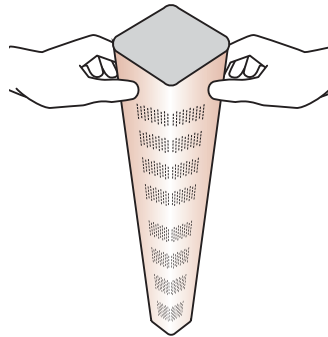


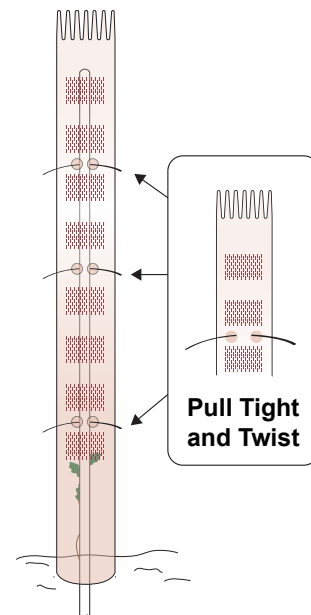
FIGURE 3
Fold Tube Square To Open



Maintenance Best Practices:

- Clear competing weeds.
- Clean leaf litter in Fall.
- Straighten Stakes in Spring.
- Remove Tube only when Tree nearly fills tube (4 inch Caliper).

FIGURE 4
Secure Tube To Stake With 3 Twist Lock® Ties Per Tube



Important:
Trunk Builder® Stake must be installed Inside of Grow Tube. Other stakes should be installed Outside of Grow Tube.



Scan QR Code for more details.